

N Neurelect

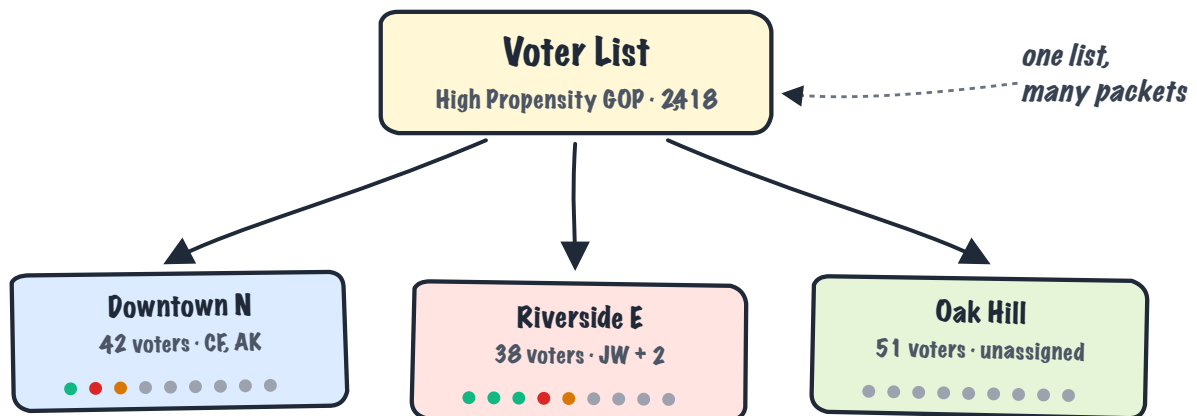
Canvassing Guide

01

WHERE IT BEGINS

Start from a list.

Managers keep the parent list as the source of truth. Each packet narrows that universe to one assigned slice. Map, list, contact updates, notes, and exports all stay scoped to the packet, while progress rolls up to the list.



HOW A PACKET RUNS END TO END

01 **Build a list.**

Use search filters or upload your own voter file to define the universe you want to reach.

02 **Create a packet from the list.**

Draw the area on the map, assign teammates, save.

03 **Walk it.**

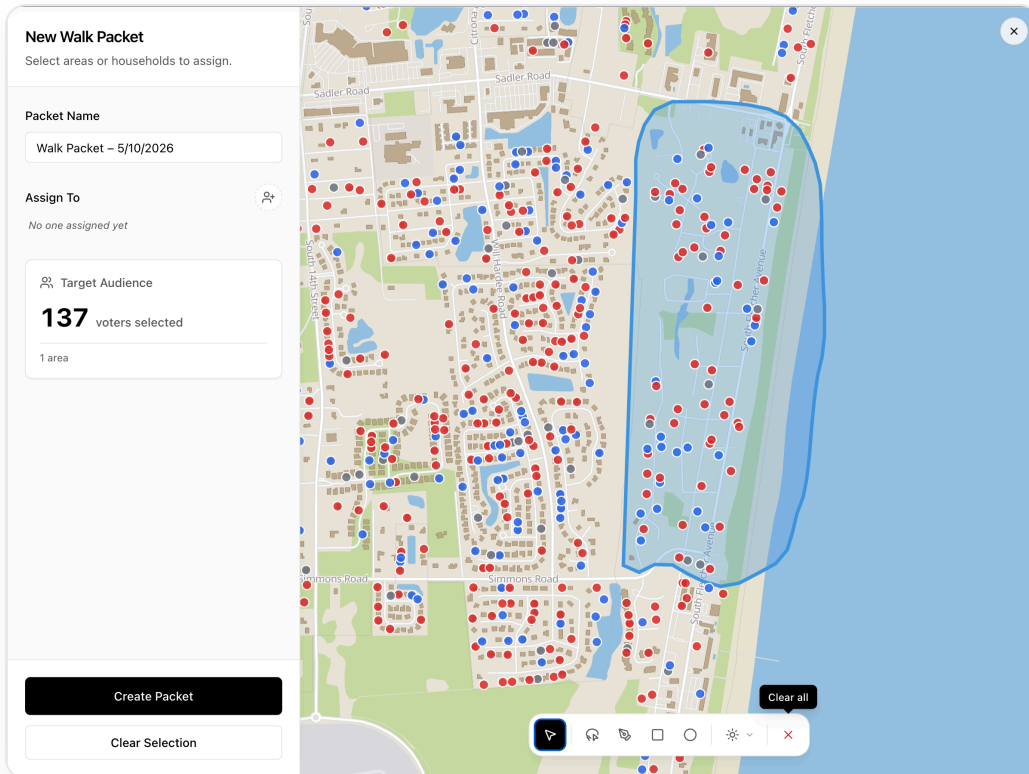
Your team opens the packet on a phone and starts knocking. Results sync live.

04 **Hand it off.**

Download the printable PDF for volunteers or a CSV for staff follow-up.

02 Draw it. Name it. Assign it.

Walk packets always come from a list. Build a list of voters first, then carve assignments out of it on the map.

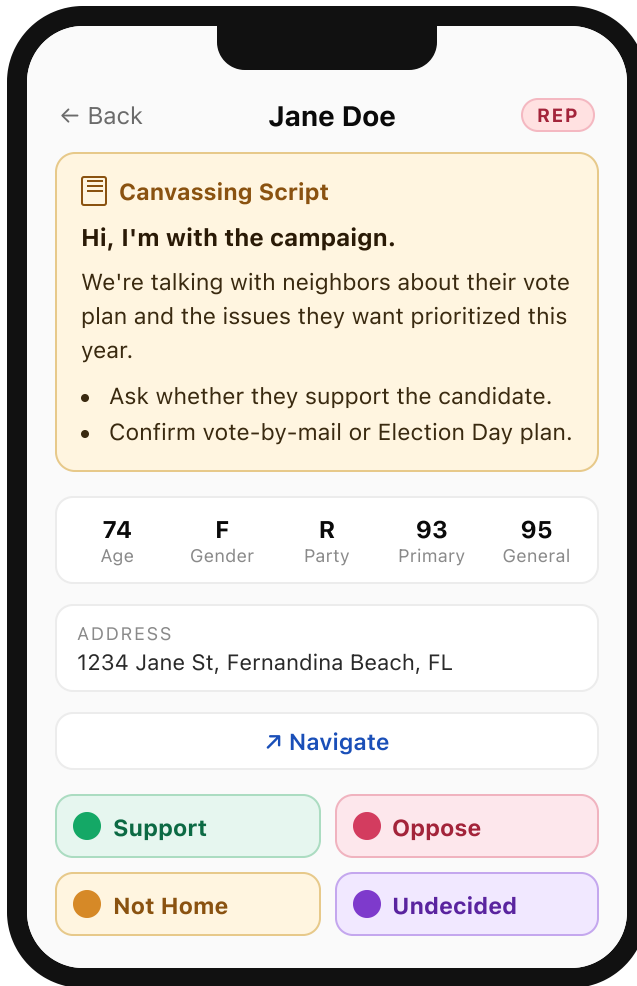


CREATE WALK PACKET · 137 VOTERS SELECTED VIA POLYGON

- 01 **Start from a list.**
Open any voter list, then switch to the Walk Packets tab.
- 02 **Draw a polygon or click homes.**
The selection panel updates the running count and flags the 5,000-voter cap.
- 03 **Name it and assign teammates.**
Pick one or many from the team. The name becomes the card label and PDF title.
- 04 **Save.**
Selected voters are pinned to the packet. The parent list stays untouched.

The script rides with the packet.

Set a default in Settings, or override it on any walk packet. Either way, it shows up at the top of the voter detail — same place the canvasser already taps to log the door.



VOTER DETAIL · SCRIPT SITS ABOVE THE CONTACT BUTTONS

WRITE IT ONCE

Settings → Canvassing Script.
Every packet inherits it unless you say otherwise.

OVERRIDE PER PACKET

Edit a Walk Packet to swap in turf-specific talking points or a different ask.

TAP TO COLLAPSE

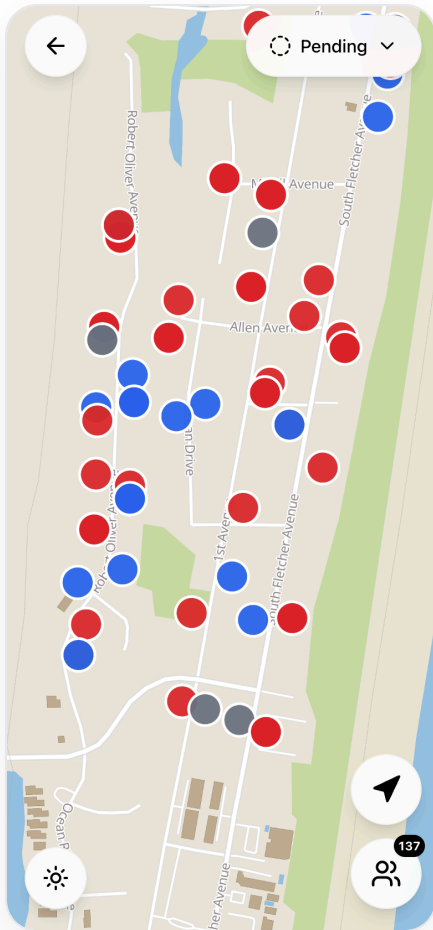
Canvassers tuck the script away after the opener so the door buttons stay one tap.

Tip: ask the Analyst to draft a Markdown script — formatted for the editor.

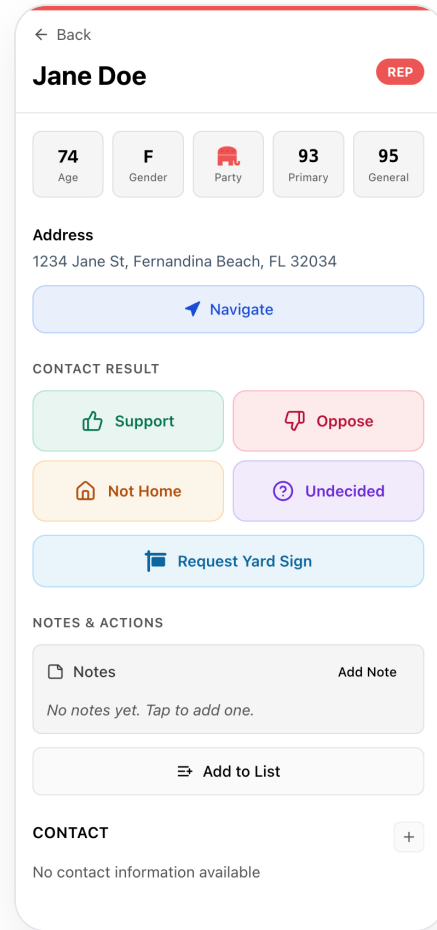
03 DOOR TO DOOR

Walk the block.

Volunteers open the packet on a phone, walk the assigned area, and tap a single button at each door. Every household shows on the map, color-coded by outcome, so the next house is always one glance away.



MAP VIEW · ALL ASSIGNED HOMES



VOTER DETAIL · LOG THE DOOR IN ONE TAP

FILTER ON THE FLY

Switch between All, Pending, Support, Oppose, Not home, and Undecided.

TAP, LOG, DONE

One button to record the door. Results save instantly.

SHARE THE WORK

Assign many teammates to one packet so a team can split a neighborhood.

04 Six taps. The whole conversation.

Every door is one of four outcomes. Add a yard-sign request and a quick note when it matters. Results sync the moment you tap.



Support

Likely vote for our side. The door turns green on the map and counts toward your support total.



Oppose

Voting the other way. Logged so you can skip the household on follow-up walks instead of knocking again.



Not home

Nobody answered. Stays on the pending list so the next shift can come back and try again.



Undecided

Listened, didn't commit. A natural target for a second contact, mailer, or phone call later.



Yard sign

Add the address to your delivery list. Pulls into the yard-sign export for whoever drives the route.



Notes

Capture anything the buttons can't — a question for staff, an access issue, a follow-up to remember.

05 One packet. Two clean handoffs.

Most teams skip paper entirely and run the whole packet on the phone. The printable PDF and the CSV export are there when you want them.

OPTIONAL · PDF

Printable packet

For teams that still like paper. Configure title, sort order, page breaks, even/odd split, precinct info, and map context before generating. Skip it entirely if your volunteers prefer the app.

Sort

Breaks

Precinct

Map

STAFF · CSV

Spreadsheet export

Download a CSV of every voter in the packet, with their contact status, notes, and key fields. Big packets build in the background and arrive ready to download. Use it for follow-up, QA, or reporting.

Voters

Status

Notes

Contact info

Trust point: deleting a packet only removes the assignment. Voters stay on the parent list.